

OPW - Interruptores automáticos magnetotérmicos con diferencial incorporado / RCCO's / 10kA / AC

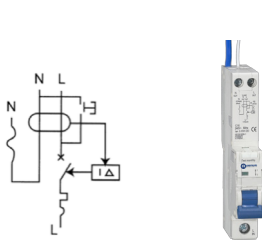
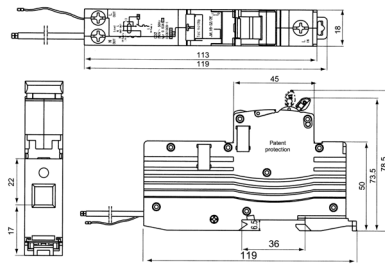
























Diagrama de cableado
Wiring diagram




Corriente Current (in)	Referencia Reference
1A	OPW 1N 01  
2A	OPW 1N 02  
3A	OPW 1N 03  
4A	OPW 1N 04  
6A	OPW 1N 06  
10A	OPW 1N 10  
16A	OPW 1N 16  
20A	OPW 1N 20  
25A	OPW 1N 25  
32A	OPW 1N 32  

	Sensibilidad / Sensitivity
30	30mA
100	100mA
300	300mA

	Curva / Curve
B	Curva B / B Curve
C	Curva C / C Curve
D	Curva D / D Curve

10kA
4.000 ciclos / cycles
Max. Conductor. 10mm² Flex. / 16mm² Rig.

 **AC 240V**
50/60Hz
 **IEC 61009-1**